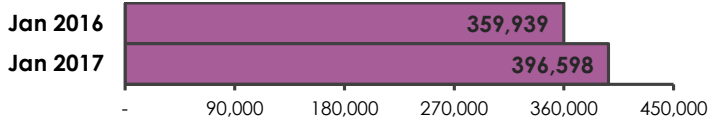
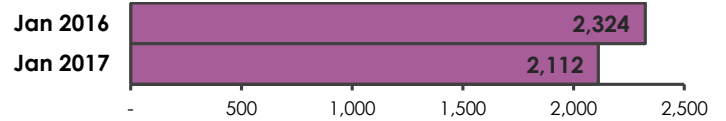

Metropolitan Library System
Usage Summary
Month of January
FY2016-2017

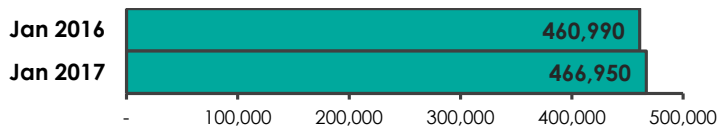
Registered Members



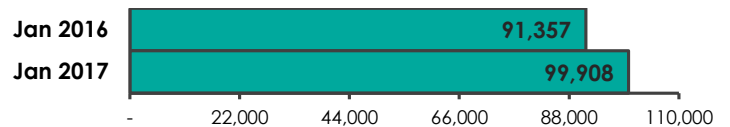
New Members



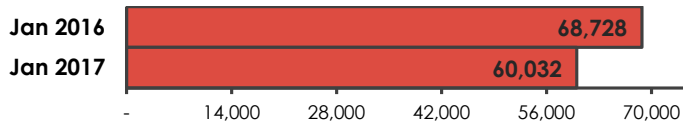
Circulation



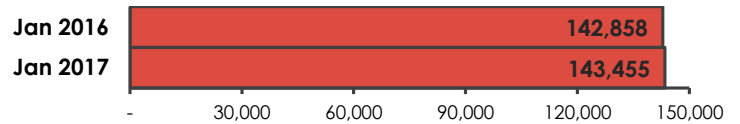
eBooks & eAudio



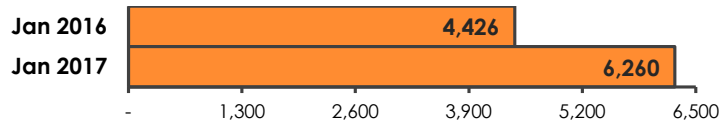
Computer Sessions



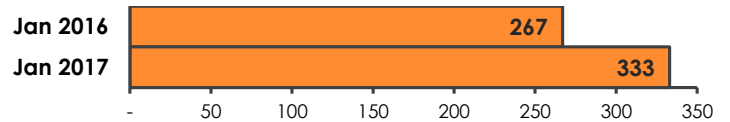
Wi-Fi Sessions



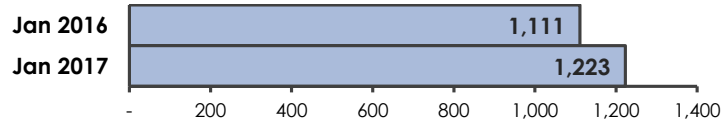
Program Attendance



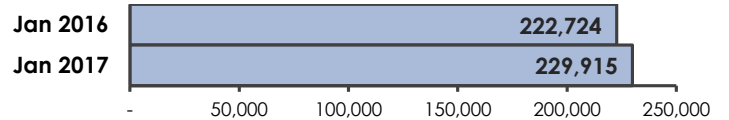
Programs




Room Reservations



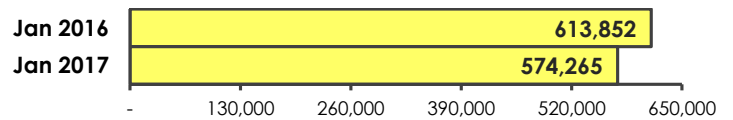
Library Visits ¹



Social Media Interactions



Digital Sessions



1. Upgraded library visits sensors online beginning July 2016.

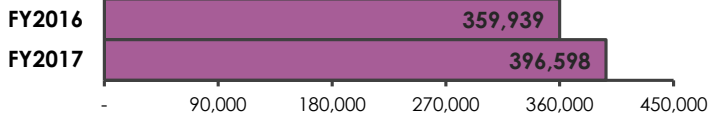
Metropolitan Library System₁

Usage Summary

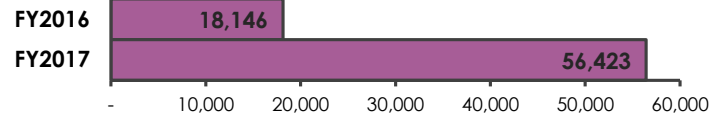
Fiscal Year-to-Date

FY2016-2017

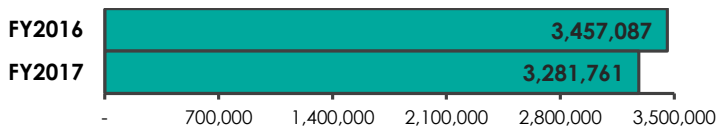
Registered Members




New Members



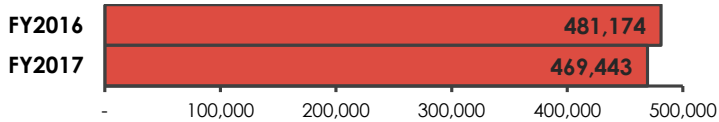
Circulation



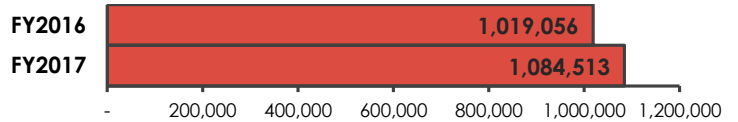
eBooks & eAudio



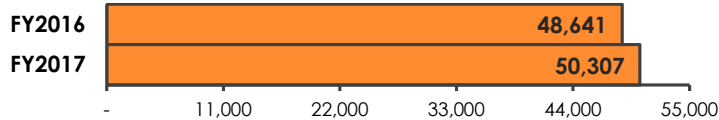
Computer Sessions



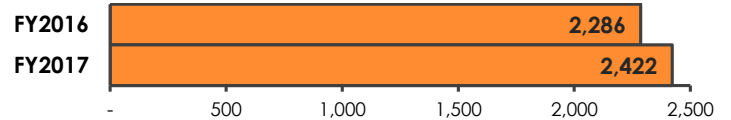
Wi-Fi Sessions



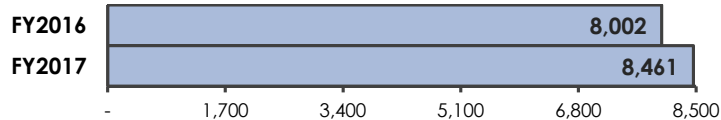
Program Attendance



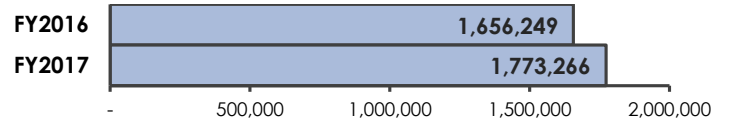
Programs



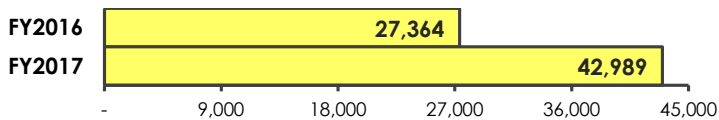
Room Reservations



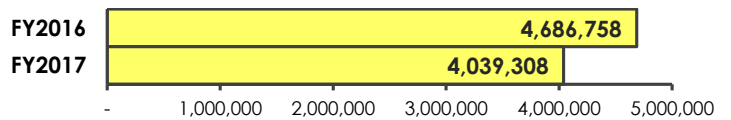
Library Visits₂



Social Media Interactions



Digital Sessions₃



1. Edmond Library closed for improvements November 7, 2016 through December 4, 2016.

2. Upgraded library visits sensors online beginning July 2016.

3. Public computer homepage changed from www.metrolibrary.org beginning November 2015.

I. DEFINITIONS

Registered Members

Count of individuals designated as primary, reciprocal, annual fee, school, outreach or ONEcard borrowers who retain library privileges and have physically or virtually interacted with the library system within the preceding 5 years.

New Members

Count of individuals designated as primary, reciprocal, annual fee, school, outreach or ONEcard borrowers who have obtained library privileges within the specified timeframe.

Circulation

Count of checkouts or renewals of physical or virtual items. (Includes Overdrive, Freegal and Zinio items)

eBooks & eAudio

Count of charges or renewals of virtual items within the specified timeframe. (Includes Overdrive)

Computer Sessions

Count of logon instances by library customers for the in-house use of desktop computers.

Wireless Sessions

Count of logon instances by library customers accessing the World Wide Web via the library's Wi-Fi network.

Program Attendance

Count of attendance for publicly held programs of type 1, defined as being, "Metropolitan Library System programs or events for library staff or the public, which are initiated, authorized, produced, scheduled, promoted in whole or part by the library to accomplish its mission and strategic plan."

Programs

Count of publicly held programs of type 1. (See definition of type 1 under Program Attendance)

Room Reservations

Count of meeting room reservations placed for purposes other than those of type 1. (See definition of type 1 under Program Attendance)

Library Visits

Count of physical entries into library facilities open to the general public.

Social Media Interactions

Count of activities generated (e.g. comments, likes, shares, retweets, replies, follows, favorites) in response to social media content posted via Facebook, Twitter or Instagram.

Digital Sessions

Count of access instances by individuals with www.metrolibrary.org, catalog.metrolibrary.org, emedia.metrolibrary.org, jobs.metrolibrary.org, www.supportmls.org or metrolibrary.beanstack.org and defined as being, "... the period time a user is actively engaged with [the] website..."